

Make a Tiny Zine

Zines are small-circulation self-published booklets. They allow for voices of all volumes to publish and share their experiences!

Supplies:

- 1 piece of paper (Any size will work. The attached directions feature a 8.5" x 11" piece of paper, also known as letter size)
- Scissors

Directions:

Check out the folding directions and then design your zine!

Not sure what to write/draw about in your zine? How about one of these ideas:

- What have you learned in the past week?
- What would you like to learn in the next few weeks?
- Have you discovered any science at home? Tell us about it...

After you create your tiny zine, take a photo and share it with us if you like. [Tweet](#) it at us! [Gram](#) it our way! Put it on [Facebook](#)! Tag us with #couchreach (that's outreach from your couch)!


Add #quaranzinefest to join the world-wide zine fest, April 4-5 online.

[\(Missed yesterday's activity? Check out our archive\)](#)


1.




2.




3.




4.



5.



6.




7.




8.




9.



10.




11.



12.




13.




14.




15.



16.



17.



18.

